

Series C

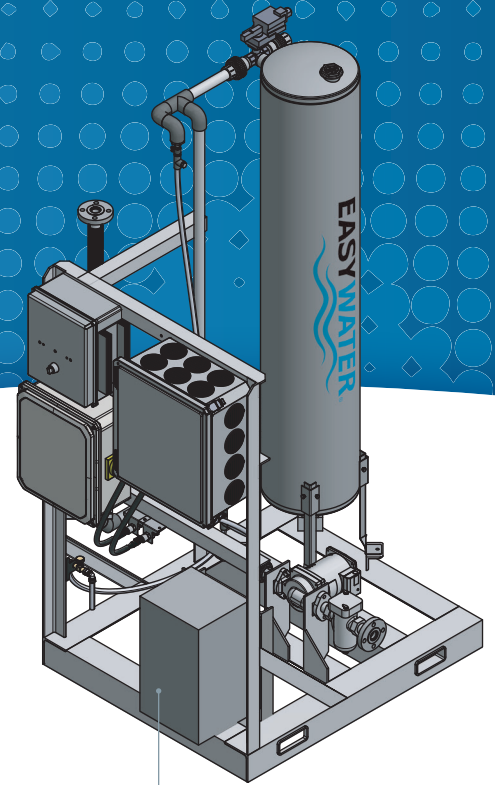
CLOSED LOOP TREATMENT SYSTEM

Chilled Water, Hot Water & Heat Pump Applications

Finally, an effective and chemical-free solution for treating closed loops

The 3 Major Problems in Closed Loops:

- 1 Corrosion caused by dissolved oxygen
- 2 Sediment and sub-micron metal particles in the water
- 3 Insulating high iron content, limescale and biofilm deposits



Skid-Mounted Series C
Also see individual components option on next page

How Series C Solves the 3 Major Problems in Closed Loops:

DISSOLVED OXYGEN REMOVAL MEDIA

- ▶ Eliminates the need for chemical in all closed loops
- ▶ Greatly outperforms chemical treatment
- ▶ Results in extremely low corrosion rates
- ▶ Eliminates the bacterial food source caused by chemical
- ▶ Minimizes the threat of aerobic bacteria growth, which requires oxygen to live
- ▶ Eliminates the need for pH adjusting chemicals

NO-SALT CONDITIONER

- ▶ Helps remove existing deposits while keeping new deposits from forming
- ▶ Breaks down the cell wall of bacteria
- ▶ Causes flocculation of particles, increasing filtration effectiveness

SEDIMENTSIELD FILTRATION MEDIA

- ▶ Filtering to sub-micron levels is highly effective, as filtration tests show that the very fine metal or magnetite particles in most closed loops are below 1 micron in size
- ▶ Sub-micron filtration helps filter bacteria from the closed loop water and backwash it to drain
- ▶ Removing sediment to such fine levels helps minimize erosion of pump seals and impellers
- ▶ Self-backwashing sub-micron media provides superior closed loop filtration with minimal ongoing maintenance

“ I’m very impressed with the very low iron and copper levels. This indicates great corrosion control in the system. ”

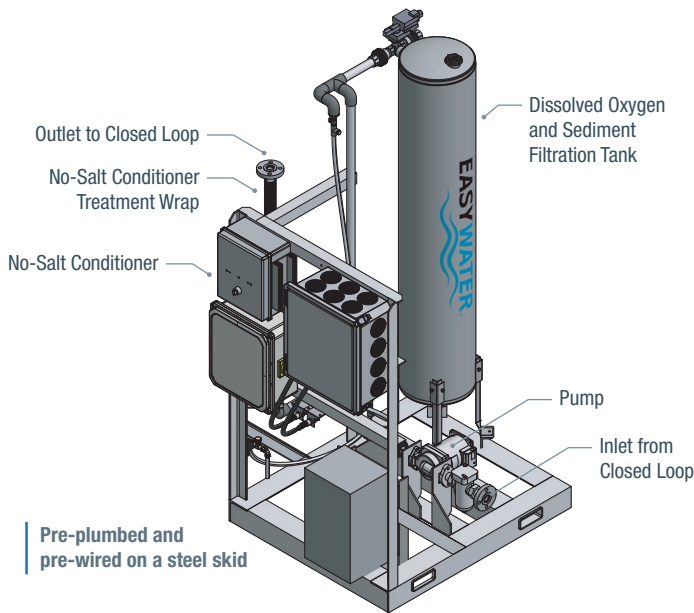
— Consultant for Tallahassee Community College



Results After Series C Treatment	
Copper	0 PPM
Iron	0 PPM
Dissolved Oxygen	< 1 PPM

MANUFACTURING OPTIONS & SIZING

SKID-MOUNTED

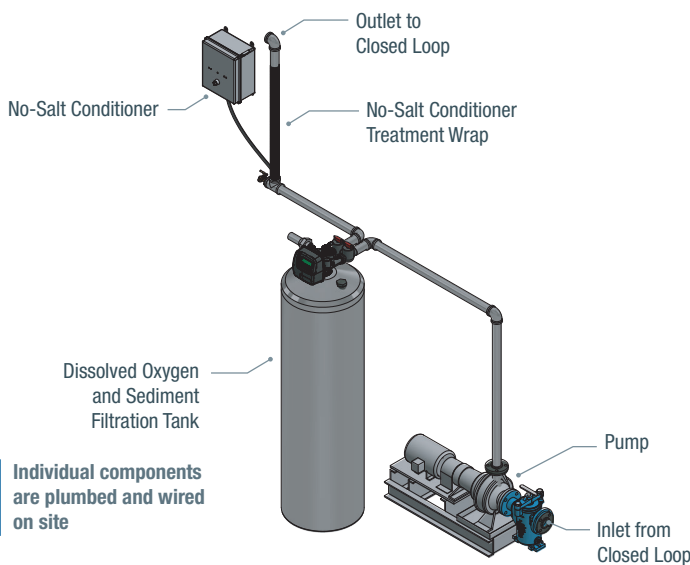


Model # ¹	Max System Gals ²	Steel Tank Dim ³	Sidestream GPM
CLC/CLH-1000-S	4,000	12" x 60"	12
CLC/CLH-2000-S	10,000	18" x 60"	25
CLC/CLH-3000-S	25,000	24" x 60"	50
CLC/CLH-4000-S	45,000	30" x 65"	75
CLC/CLH-5000-S	70,000	36" x 65"	100
CLC/CLH-6000-S	120,000	42" x 65"	150
CLC/CLH-7000-S	150,000	48" x 72"	185
CLC/CLH-8000-S	200,000	54" x 72"	235
CLC/CLH-9000-S	300,000	60" x 72"	300
CLC/CLH-10000-S	375,000	66" x 72"	360
CLC/CLH-11000-S	440,000	72" x 72"	425
CLC/CLH-12000-S	500,000	78" x 72"	500
CLC/CLH-13000-S	600,000	84" x 72"	580

Options such as city water back wash and stainless tanks, piping and skids along with dual pumps and various control options are available upon request. Contact EasyWater or local rep for more information.

¹ Use "CLC" for chilled water applications and "CLH" for hot water applications
² Total volume of water in the closed loop
³ Steel tank contains dissolved oxygen removal media and sub-micron SedimentShield media

INDIVIDUAL COMPONENTS



Model # ¹	Max System Gals ²	Steel Tank Dim ³	Sidestream GPM
CLC/CLH-500 ⁴	1,000	8" x 48"	5
CLC/CLH-1000	4,000	12" x 60"	12
CLC/CLH-2000	10,000	18" x 60"	25
CLC/CLH-3000	25,000	24" x 60"	50
CLC/CLH-4000	45,000	30" x 65"	75
CLC/CLH-5000	70,000	36" x 65"	100
CLC/CLH-6000	120,000	42" x 65"	150
CLC/CLH-7000	150,000	48" x 72"	185
CLC/CLH-9000	300,000	2 - 42" x 65"	300
CLC/CLH-10000	375,000	2 - 48" x 72"	370
CLC/CLH-11000	440,000	3 - 42" x 65"	450
CLC/CLH-12000	500,000	3 - 48" x 72"	555
CLC/CLH-13000	600,000	4 - 42" x 72"	600

Options such as city water backwash and FRP, stainless and steel tanks along with dual pumps and various control options are available upon request. Contact EasyWater or local rep for more information.

¹ Use "CLC" for chilled water applications and "CLH" for hot water applications
² Total volume of water in the closed loop
³ Steel tank contains dissolved oxygen removal media and sub-micron SedimentShield media
⁴ Model CLC/CLH-500 does not come with a pump and should be installed where the pot feeder is typically located between the suction and discharge side of the closed loop pumps.